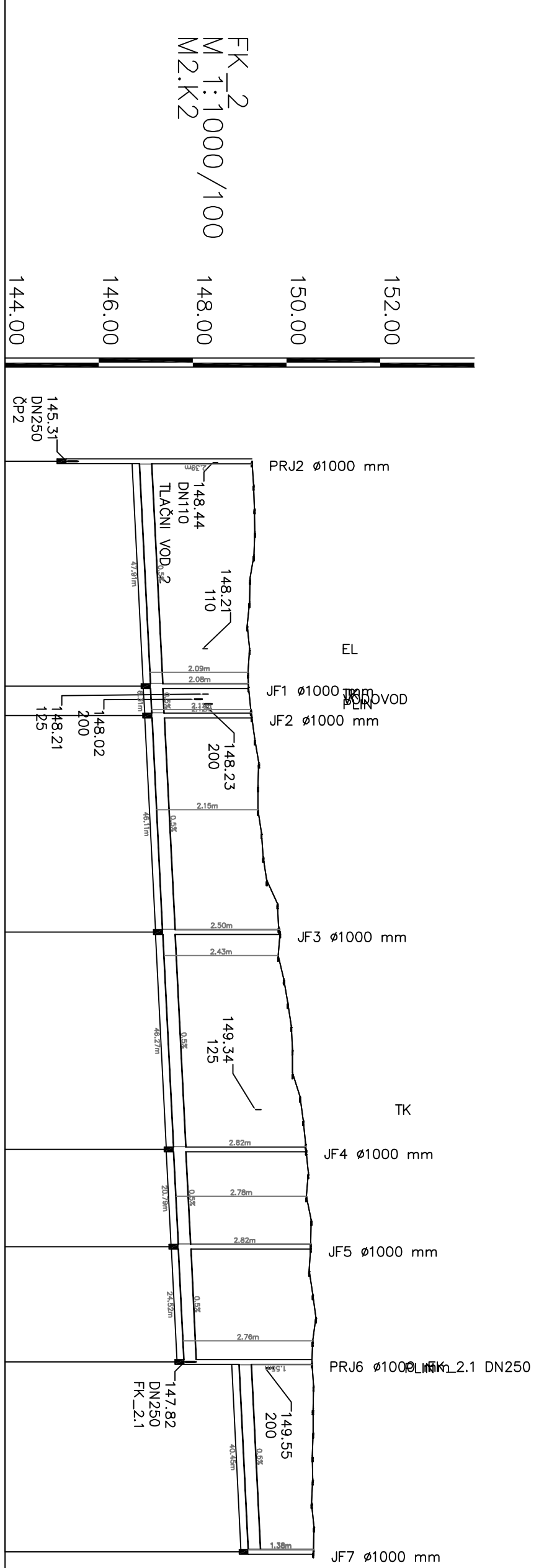
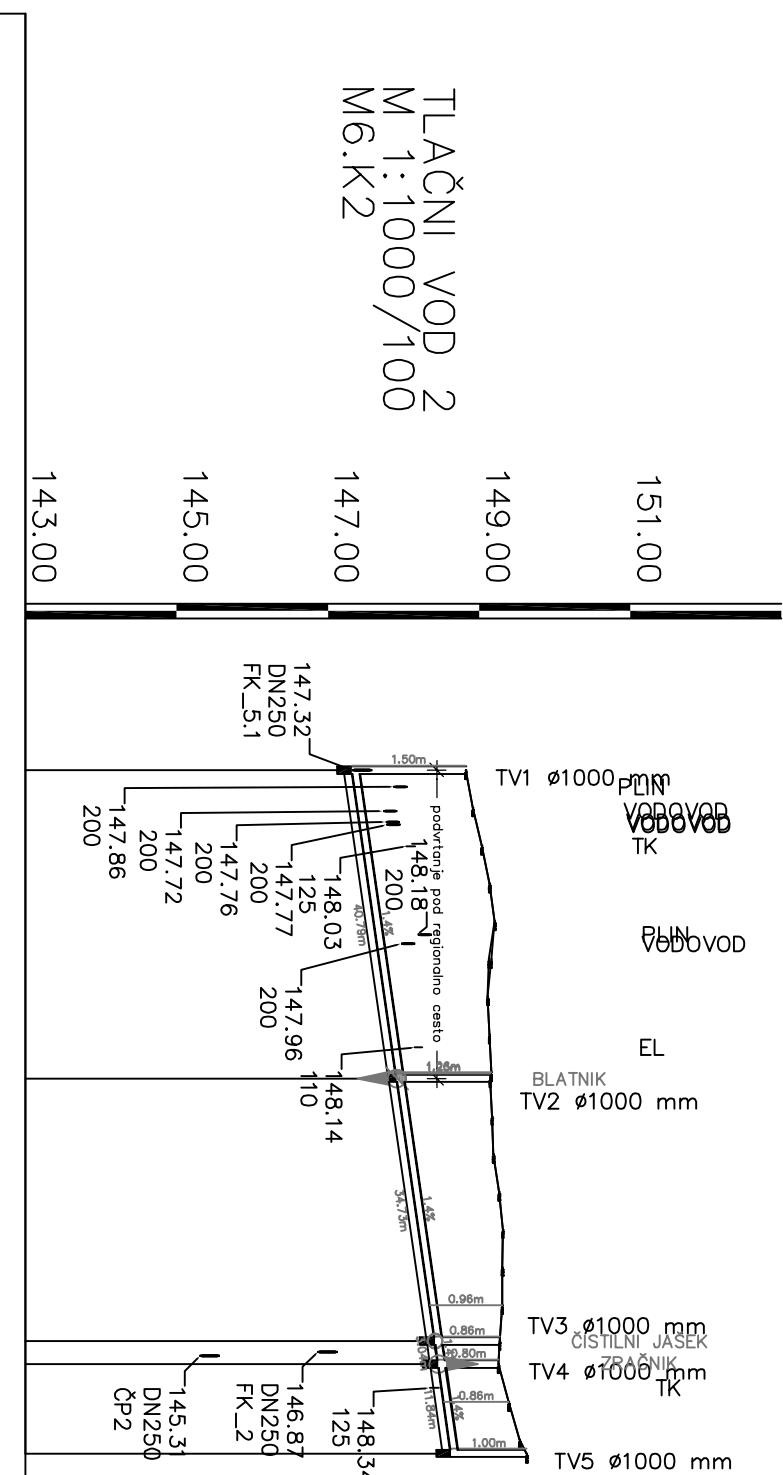
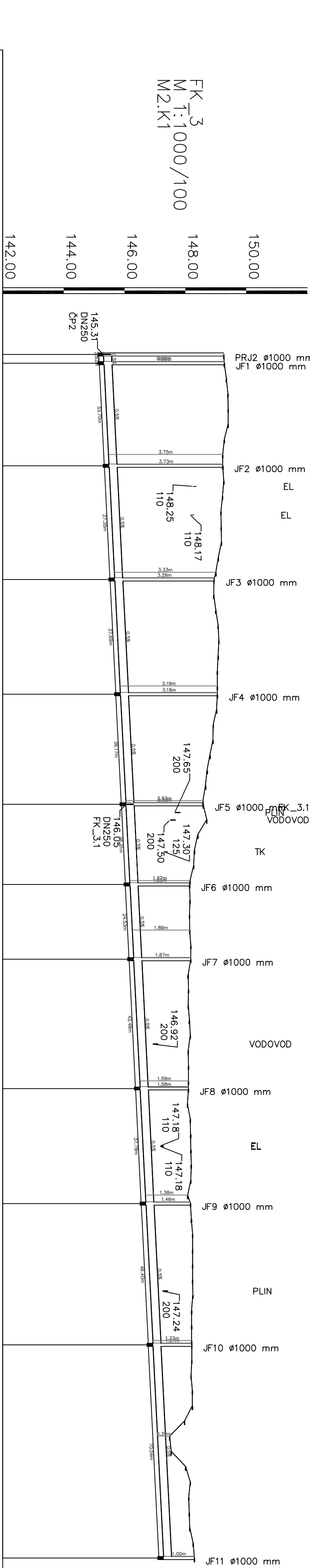
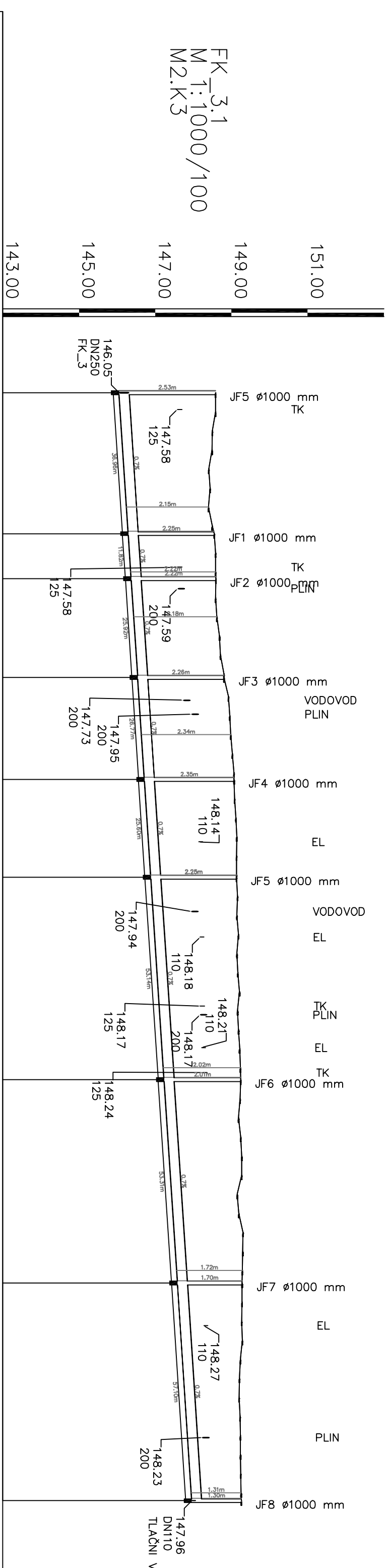
[illegible]

NAZIV		PRJ2 – Čp2		JFUF2	JF3	JF4	JF5	PRJ6	JF7
STACIONAŽA		0.00							
KOTA TERENA	149,26 149,29 149,32 149,33 149,30 149,22 149,21 149,16 149,21 149,19		47,91	54,22					
KOTA IZTOKA, VTOKA	145,31 146,86	147,10							
GLOBALNA IZKOPA	4,11 2,55	2,24 2,28	147,13		2,65	147,36	2,98 2,97	147,82 148,99	149,19
NAKLON		0.5							
DOLŽINA	47,91	6,37	46,11	46,27	20,79	24,52	40,45		
CEV PROFIL DOLŽINA	GPP RPI SH10000 DN250 , L=232,36 m								



NAZIV	TV1	TV2	TV3	TV5
STACIONAŽA	0.00			
KOTA TERENA	148.91			
	149.03			
	149.14			
	149.21			
	149.13			
	149.11			
	149.13			
	149.18	40.79		
	149.17			
	149.19			
	149.26			
	149.31			
	149.31			
	149.31			
	149.27		75.52	
	149.26		78.55	
	149.39			
	149.54			90.39
KOTA IZTOKA, VTOKA	147.32			
GLOBALNA IZKOPA	1.61			
	1.34	147.91		
			0.97	
			0.91	
			1.11	
NAKLON		1.4		
DOLŽINA	40.79	34.73	3.04	11.84
CEV PROFIL DOLŽINA			PE100 PN16 SDR11 DN110, L=30.39 m	

[illegible][illegible]